



CLINICAL SERVICES

Medical

This booklet contains information about your medical abortion. Read this information carefully and keep it to look at later on. Ask us if you have any questions after reading it.

Things to know

Consent

- It is important that you understand the process, any risks, and that you are sure about your choice.
- Risks of medical abortion are described in the risks section.
- We will ask you to give your written consent to the procedure.
- It is important that you understand our fees and charges so you can give informed financial consent.

❗ If you do not understand anything in this booklet, or if you have any questions, or if you feel that you're being pressured or coerced, please let us know.

Interpreter services

Please let us know if you need a telephone interpreter to help you understand any of this information. If you need one at any time before or after your procedure, you can call: **TIS National on 131 450 and ask to be connected to MSI Australia on 1300 003 707.**

Make a complaint or provide feedback

If you would like to provide any feedback, you can:

- talk to any staff member at the clinic
- write directly to the clinic
- call our National Contact Centre on **1300 003 707**
- use our feedback form at msiaustralia.org.au

If we don't satisfy your concerns, you may also escalate your complaint to the independent body in your State.

Contents

While you are at
the clinic
Page 5

After your
treatment
Page 11

Medical risks
Page 19

Contraception
and aftercare
Page 25



You must stay within 2 hours drive to 24-hour emergency medical care for the first 3 or 4 days of the process. You need to be able to access a doctor, hospital or one of our clinics until the process is complete.

Do not travel overseas until we have confirmed the abortion is complete.



Clinical Services: Medical Abortion

Scan the QR code to read an accessible online version of this booklet at msiaustralia.org.au



Other Languages

This document is available in several languages. To view or download translations, scan the QR code.

What is a medical abortion?

Medical abortion is a safe and effective method of ending an early pregnancy using medication (tablets) rather than surgery.

While you are at the clinic



Write any questions you have here.



Expect to spend around 2 hours at the clinic.

You will have an ultrasound to check how many weeks pregnant you are.

- We will not show you the ultrasound unless you ask to see it.
- We need to check that you are no more than 9 weeks (63 days) pregnant to go ahead with a medical abortion.

You will have a consultation with both a nurse and a doctor.

The nurse will talk to you by yourself. They will ask you about your decision and whether you are sure. Your support person is then allowed to join you in the consultation.

- We will ask about your medical history and previous pregnancies.
- We will explain the treatment, as well as any risks.
- You can ask any questions you might have.
- We will discuss your contraceptive options and sexual health screening.
- Some contraceptive methods can be started immediately.

Sexual health screening

Unless you ask not to, we will screen you for sexually transmitted infections at your appointment. You can also choose to have a Cervical Screening Test (previously known as a Pap smear) at the same time.

- These tests are free.
- We will only contact you for positive or abnormal test results.
- You can ask for a copy of your results to go to your GP.

The 2 steps of a medical abortion

Medical abortion happens in 2 steps. You will take 2 different tablets which work together to end the pregnancy.

Step 1 (mifepristone)

The first tablet you will take is called mifepristone. Mifepristone is an anti-hormone. It will stop the hormone that is needed for a pregnancy to grow.

- You will usually take the mifepristone tablet while you are at the clinic.
- This tablet is swallowed with water.
- Most people will not feel anything after taking this tablet, and can do their usual activities, however:
 - you may have some light bleeding and mild cramps during this time
 - you may have heavier bleeding, but this is not common.

⚠ If you are worried, you can call our free support line on **1300 888 022**.

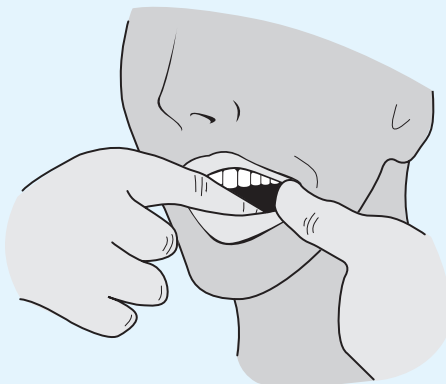
You will begin Step 2 when you are at home. You should choose a time when you can be at home resting for **at least 6 hours**, and when you can have a support person with you.

Step 2 (misoprostol)

The second tablets you will take are called misoprostol. Misoprostol is a prostaglandin. This will make your uterus cramp and will make your cervix relax so the pregnancy can pass.

- We will give you 4 tablets of misoprostol to take home with you. You can take them at any time within **24–48 hours** of taking mifepristone (Step 1)
- If your pregnancy is more than 7 weeks, we recommend waiting until 36–48 hours after mifepristone as this may be more effective
- Put the 4 misoprostol tablets into the pouch of your mouth between your gum and cheek and keep them there.
The tablets will go soft but may not completely dissolve; the medicine in the tablet will absorb through your cheek.
- After 30 minutes, you can swallow what is left in your mouth with some water.

❗ MS-2 Step packaging says to take misoprostol 36–48 hours later, but we allow 24–48 hours as it gives you more choice of when to take the pills.

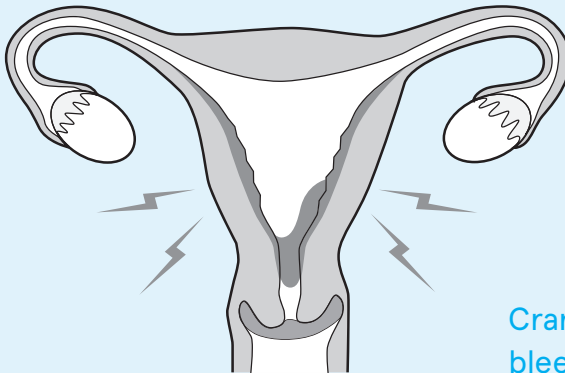


Tablets are
absorbed
through your
cheek

Between 30 minutes and 24 hours after taking misoprostol (usually within 4-6 hours) you may have the following:

- cramps in your uterus
- bleeding from your vagina
- start to pass the pregnancy.

⚠ If you have not started bleeding within 24 hours, or have any concerns, please call our free support line on **1300 888 022**.



Cramps and
bleeding

⚠ If you do not want to continue with the medical abortion process at any stage please contact us on **1300 888 022**, as there are potential risks to the fetus from the medication.

After your treatment



Write any questions you have here.

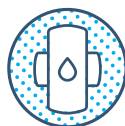


What to expect during your medical abortion

These are some symptoms you will probably experience during your medical abortion. If you experience any of the uncommon symptoms or are worried about anything you're feeling, you can call our free support line on 1300 888 022.

Bleeding

You will probably bleed more than your usual menstrual period, bleeding should get lighter after the pregnancy has passed.



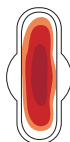
- You may also pass some clots, which can be different sizes.
- You can expect to have some bleeding for around 2 weeks.
- You may have some light bleeding until your next period.

❗ Call us if you experience very heavy bleeding, such as:

- soaking through a maxi-pad every 30 minutes for more than 2 hours
- passing clots larger than a tennis ball size
- heavy bleeding lasting more than 2 weeks.



Small amount
Small stain on maxipad within 1 hour



Average amount
Less than 15cm stain on maxipad within 1 hour



Light amount
Less than 10cm stain on maxipad within 1 hour



Heavy amount
Saturated maxipad within 1 hour

Abdominal pain

Pain in your abdomen (lower tummy) is normal and can range from mild to strong. Pain should get better after the pregnancy has passed. Strong cramping does not usually last longer than 24 hours. If you have pain in your abdomen, there are some tips in the pain management section of this book.



❗ Call us if you have:

- strong cramping that does not get better with pain medication
- strong cramping for more than 24 hours
- concerns about your health.

Other side effects of medication

Mifepristone (Step 1)

can cause:

- headache
- breast tenderness
- fainting
- hot flushes
- itching and rash.

These side effects are **not common**, but if you do experience them, they are usually mild.

Misoprostol (Step 2)

can cause:

- nausea
- vomiting
- diarrhoea
- dizziness
- fever and chills.

These side effects **can be common**, but they usually don't last long.

Effect on future pregnancies

An uncomplicated medical abortion will not affect your chance of becoming pregnant in the future.

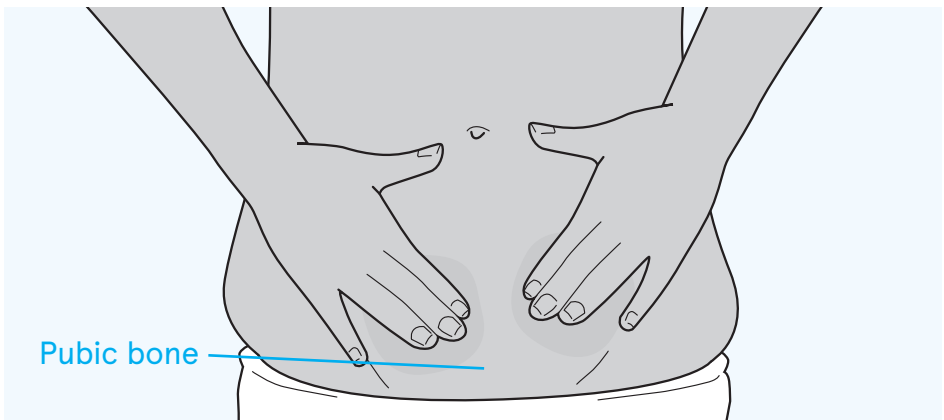
Pain management

If you have pain, you can manage it with these methods.

Uterine massage

Frequent, firm massaging of your lower tummy area will help your uterus (womb) muscles, and can reduce bleeding and cramping. It can also help prevent blood clots.

- Lie on your back, sit on the toilet or in a comfortable position.
- Feel at the top of your pubic bone, press down firmly and massage in a downwards direction with your hand. You can use your fingertips, knuckles or the heel of your hand.
- Do this massage hourly for 3 minutes at a time, on the day of your abortion, then 5 times a day, or until your cramping /bleeding has stopped.
- If you have discomfort during the massage, don't stop the massage but take pain medication.
- One of our nurses will demonstrate the method to you prior to you leaving the centre.



Heat therapy

You can put a hot water bottle, wheat bag or heat pack where the pain is.



- Do not apply heat directly to your skin.
 - Always follow the product instructions.
-

Medication

You will be provided with pain medication for moderate or strong pain.



Follow the directions on the packaging and do not take more than instructed.

After your medical abortion

Reducing infection risk

To reduce the chances of infection, **do not** insert anything into your vagina for 1 week.

- This includes tampons, menstrual cups, fingers, or having vaginal intercourse.
- If you intend to use the vaginal ring or a diaphragm for contraception, please discuss this with the doctor at your appointment.

Possible signs of infection

These symptoms are not common and could mean you have an infection:



- Fever
- Feeling tired and rundown
- Feeling generally unwell or flu-like symptoms
- Ongoing abdominal (lower tummy) pain
- Unusual vaginal discharge.

Pregnancy symptoms

If you had nausea (feeling sick) before your treatment, it will probably get better within 24 hours of completing the treatment.



- Breast fullness or tenderness can last for 1 to 2 weeks. Do not squeeze or massage your breasts.
- A pregnancy test will often remain positive for 2 weeks and sometimes up to 1 month after a medical abortion.

❗ Call us on **1300 888 022** if you are concerned about continuing pregnancy symptoms.

Menstruation

You should get your first menstrual period 4 to 8 weeks after your treatment; however some contraceptive methods may change this.



❗ Call us on **1300 888 022** if your period has not come in this time.

Exercise

As soon as you feel well enough, you can do your normal activities and exercise.

Returning to work

You may be able to have a medical abortion without any, or little, interruption to work.

❗ You need to be resting at home for Step 2, until cramping and bleeding have reduced.

- If you have a physically demanding job, you may want to take some time off.
 - When you feel better you can go back to work.
 - Remember to ask for a medical certificate during your appointment. Your support person can also ask for a medical certificate.
-

Follow up

Follow up 2-3 weeks after your appointment is essential to make sure the abortion has worked.

- You will be given a special urine pregnancy test to use at home **no earlier** than 14 days after you have completed Step 1. You will also complete a self-assessment to ensure that the abortion has been successful and there are no complications. You have been provided with an instruction sheet to help with this.
- If you need to be seen in the clinic for any reason, we will make an appointment for you.

Do not travel overseas until you have confirmed your treatment is complete.

Medical risks



Write any questions you have here.



Medical abortion is very safe, but like any medical treatment, has some risks. These risks do not include all complications, but are the most common or serious.

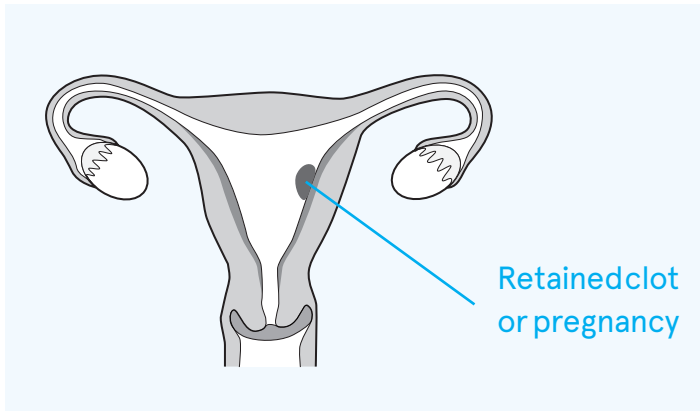
Retained pregnancy tissue or clot

What is it: A small amount of tissue may stay in the uterus, or blood may collect and form a clot. This can cause heavy and/or long lasting bleeding and/or pain.

Action/treatment: May require more tablets or a surgical procedure.



Occurring
in up to
4 in 100
people



Continuing pregnancy

What is it: The pregnancy remains and may continue to grow.

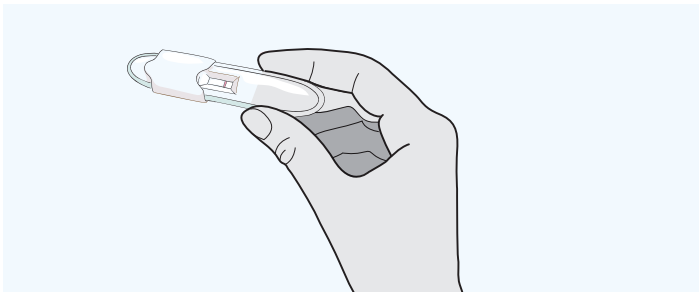
Action/treatment: May need a repeat medical abortion or a surgical procedure.

- ❗ If you have a continuing pregnancy and decide to keep the pregnancy, the medication may have damaged the fetus.



Risk

Around
1 in 100
procedures



Infection

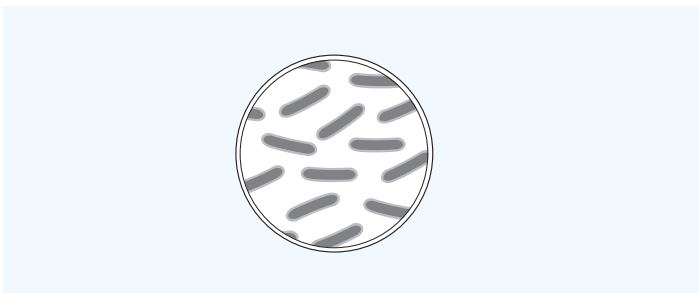
What is it: When bacteria enters the body and can cause disease. This is uncommon and serious infection from abortion is rare.

Action/treatment: We will test you for infections to reduce the risk of infection.



Risk

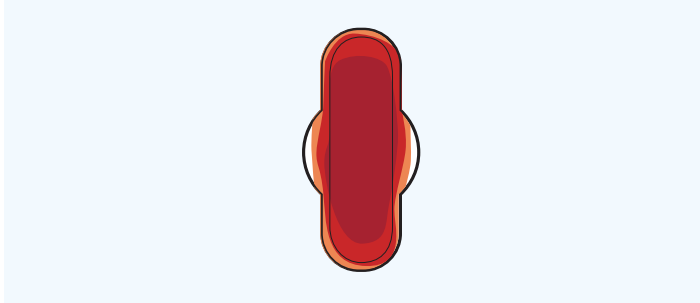
Occurring
in less than
1 in 100
people



Haemorrhage

What is it: Excessive or prolonged bleeding.

Action/treatment: You may need further surgery, intravenous fluids or a blood transfusion at a local hospital.



⚠ For further information on the chance of side effects, please see our website for the recent complication rates from our clinics.



1 to 2 in
100 people
needing
surgery



1 to 2 in
1,000
people
needing
a blood
transfusion

Effect on future pregnancies

An uncomplicated medical abortion will not affect your chance of becoming pregnant in the future.

Emotional effects

Everyone has different feelings about their own treatment. There is no right or wrong way to feel after your abortion. If at any time you would like to talk to someone, we provide free counselling services. Simply call us on **1300 003 707** to make a booking.

If the pregnancy was a result of sexual, family or domestic violence, you can also call **1800 Respect**. They offer 24/7 information, counselling and support at **1800 737 732** or you can chat online at **1800respect.org.au**

Contraception and aftercare



Write any questions you have here.



We will give you information about your contraception options.

Contraception options

Within just 2 weeks of your treatment, your body can release an egg; so it's possible to get pregnant again before your next period. This is why we strongly suggest starting contraception as soon as possible if you don't want to become pregnant. Please take the time to look at our contraception brochure.

Ask your doctor or nurse for fact sheets on any of the contraceptive methods you are interested in.

You can take an online contraception quiz at **contraception.org.au**



- ❗ Regardless of what contraception you are using, you should not have vaginal intercourse for 1 week after your procedure.


Contraception after your medical abortion

In most cases you can start a contraceptive method immediately. If you have chosen an IUD this can be inserted as soon as we have confirmed your abortion is complete.

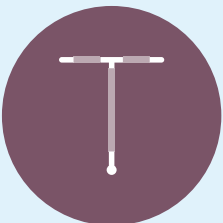
- Long-acting reversible contraception (LARC) options (e.g. IUDs, implants, injections) are the most effective at preventing pregnancy.
- We can provide a prescription for other hormonal contraception options such as the contraceptive pill or vaginal ring.
- You can start contraception such as the contraceptive pill or vaginal ring the day after Step 2 of treatment (misoprostol) and these methods will be effective immediately.



Hormonal IUD



Implant



Copper IUD



Injection

Our aftercare phone service connects you to experienced registered nurses.



Free aftercare

Call our aftercare nurses on **1300 888 022** if you experience any of the following problems or have any concerns:

- passing clots larger than a tennis ball size
- heavy bleeding that lasts longer than 2 weeks
- soaking a maxi pad every 30 minutes for more than 2 hours
- fever, chills, strong pain or other side effects which continue more than 24 hours after taking Stage 2 (misoprostol)
- having strong abdominal pain that doesn't stop
- feeling nauseous more than 1 week after your treatment
- feeling tired or generally unwell
- having sore breasts for 2 weeks after your treatment
- not menstruating as usual, 4-8 weeks after your treatment
- persistent pregnancy symptoms.

Your Healthcare Rights

MSI Australia adopts the Australian Charter of Healthcare Rights. The Charter provides a framework of client rights which allows clients, families, carers and services providing health care to work together towards a safe and high quality health system, achieving the best possible outcomes.

The Charter is guided by the following principles:

- Access
- Safety
- Respect
- Partnership
- Information
- Privacy
- Give feedback



As a client of MSI Australia, you have a right to:

- be treated in a professional, courteous and caring manner
- be respected regardless of your gender, age, sexual orientation, disability, religion and cultural and linguistic diversity
- have your concerns, complaints and suggestions taken seriously.

If we don't satisfy your concerns, you may also escalate your complaint to the independent body in your State.

! For more information about your healthcare rights and the Charter, head to safetyandquality.gov.au or scan the QR code



Call us if you experience any of the following problems or have any concerns:

- Passing clots larger than a tennis ball size
 - Heavy bleeding that lasts longer than 2 weeks
 - Soaking a maxi pad every 30 minutes for more than 2 hours
 - Fever, chills, strong pain or other side effects that continue more than 24 hours after taking Stage 2 (misoprostol)
 - Having strong abdominal pain that doesn't stop
 - Feeling nauseous more than 1 week after your treatment
 - Feeling tired or generally unwell
 - Having sore breasts for 2 weeks after your procedure
 - Not menstruating as usual, 4-8 weeks after your treatment
 - Persistent pregnancy symptoms.
-

Call us IMMEDIATELY if you have possible signs of an infection:

- Fever
- Feeling generally unwell (flu like symptoms)
- Ongoing abdominal pain
- Unusual vaginal discharge



Care and support before, during and after your procedure

Interpreter:

Call 131 450 and ask to be connected to
MSI Australia on 1300 003 707

Aftercare:

1300 888 022

msiaustralia.org.au